



Climate Pollution Reduction Grant (CPRG) DEQ Planning Process Kick-Off Webinar

Virginia Department of Environmental Quality
September 26, 2023

For More CPRG Information: <https://www.deq.virginia.gov/our-programs/air/greenhouse-gases/climate-pollution-reduction-grant>

Webinar Agenda and Discussion Topics

- What is the Climate Pollution Reduction Grant Program?
- Overview of the DEQ CPRG Workplan
- The Components of the Planning Process
 - Priority Climate Action Plan (PCAP)
 - Comprehensive Climate Action Plan (CCAP)
- Outreach and Engagement
- The Challenge Ahead – Virginia Greenhouse Gas (GHG) Trends
- The Process Going Forward
- Questions?



What is the Climate Pollution Reduction Grant Program

- Climate planning and mitigation program administered by EPA
- Small part (1%) of the much larger Inflation Reduction Act (IRA)
- CPRG has two phases
 - Climate action planning (\$250 million)
 - Project implementation (\$4.6 billion)
- DEQ designated the lead state agency
- Progress to date
 - Grant application submitted to EPA – 4/28
 - EPA notice of grant award – 6/26
 - \$3 million statewide planning grant



CPRG Purpose and DEQ Workplan

- EPA grant purpose and emphasis on three key components
 - Climate planning (near and long term)
 - Climate mitigation (emission reductions)
 - Outreach and engagement
- DEQ workplan key elements
 - Overall goals
 - Responsible and coordinating entities
 - Deliverables
 - Budget
 - Project timeline



DEQ Workplan Goals

- Develop the action plans required by the grant
- Assist local governments with GHG inventories and action plans
- More rapid deployment of solar generation and battery storage
- Environmentally responsible development and siting of data centers
- More rapid development of low carbon transportation options
- High potency GHG reduction strategies



Workplan Budget and Schedule

- Major budget items
 - Build up internal infrastructure (staff)
 - Skilled consultant services
- Planning process major milestones
 - Priority Climate Action Plan (PCAP) – due on 3/1/2024
 - Comprehensive Climate Action Plan (CCAP) – due July 2024
 - Final progress report – due July 2027



Priority Climate Action Plan (due 3/24)

- PCAP Components
 - Potential near-term and high impact projects
 - Sector specific or overall GHG emissions inventory
 - Low-income and disadvantaged community (LIDAC) benefits analysis
 - Authority to implement
- High priority implementation projects
- PCAP is key to the competitive implementation grant phase
- Catalog of “shovel ready” local projects

Comprehensive Climate Action Plan (due 7/25)

- More traditional air quality plan
- CCAP components
 - Updated statewide GHG inventory
 - GHG emission projections
 - GHG reduction targets or goals
 - Quantified reduction strategies
 - Statewide benefits analysis
 - LIDAC benefits analysis
 - Workforce analysis
- More focus on technical and benefits analyses

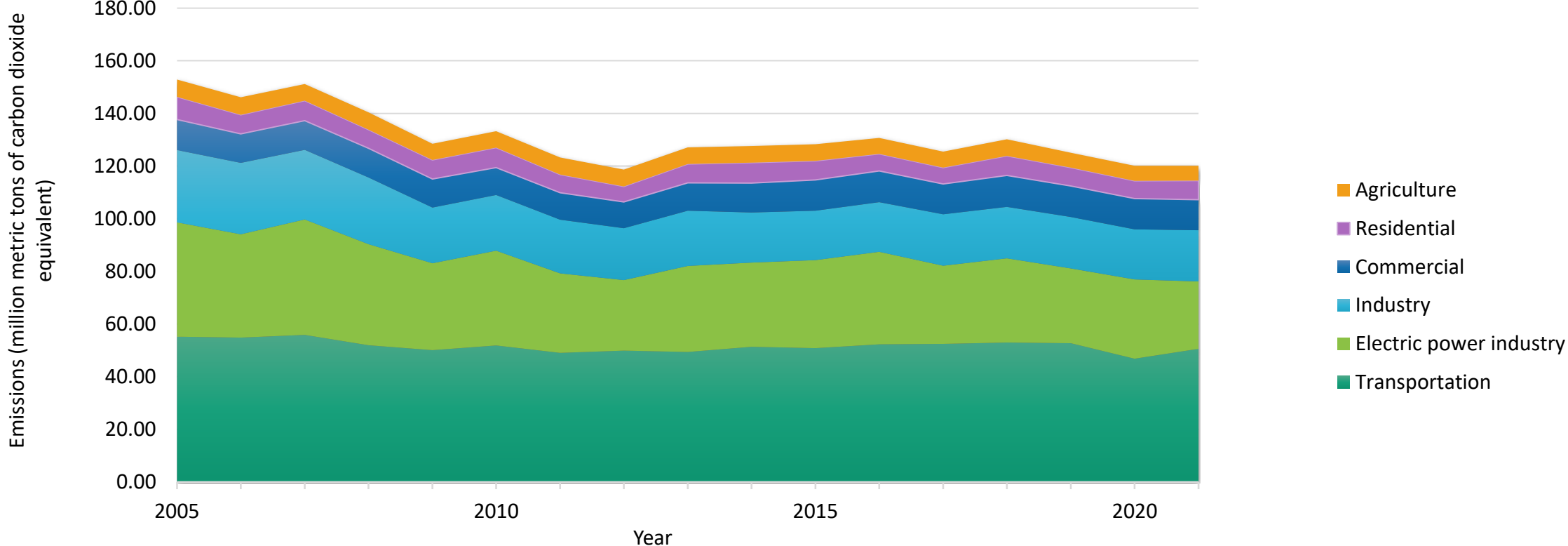


Outreach and Coordination

- Great emphasis placed on
 - Public outreach and meaningful engagement
- Additional focus on low-income and disadvantaged communities
- To be done through as many means as possible
- Other coordination efforts
 - Internal DEQ workgroup
 - Inter-Agency workgroup
 - Regional and local coordination workgroups

The Challenge Ahead – Virginia’s GHG Inventory

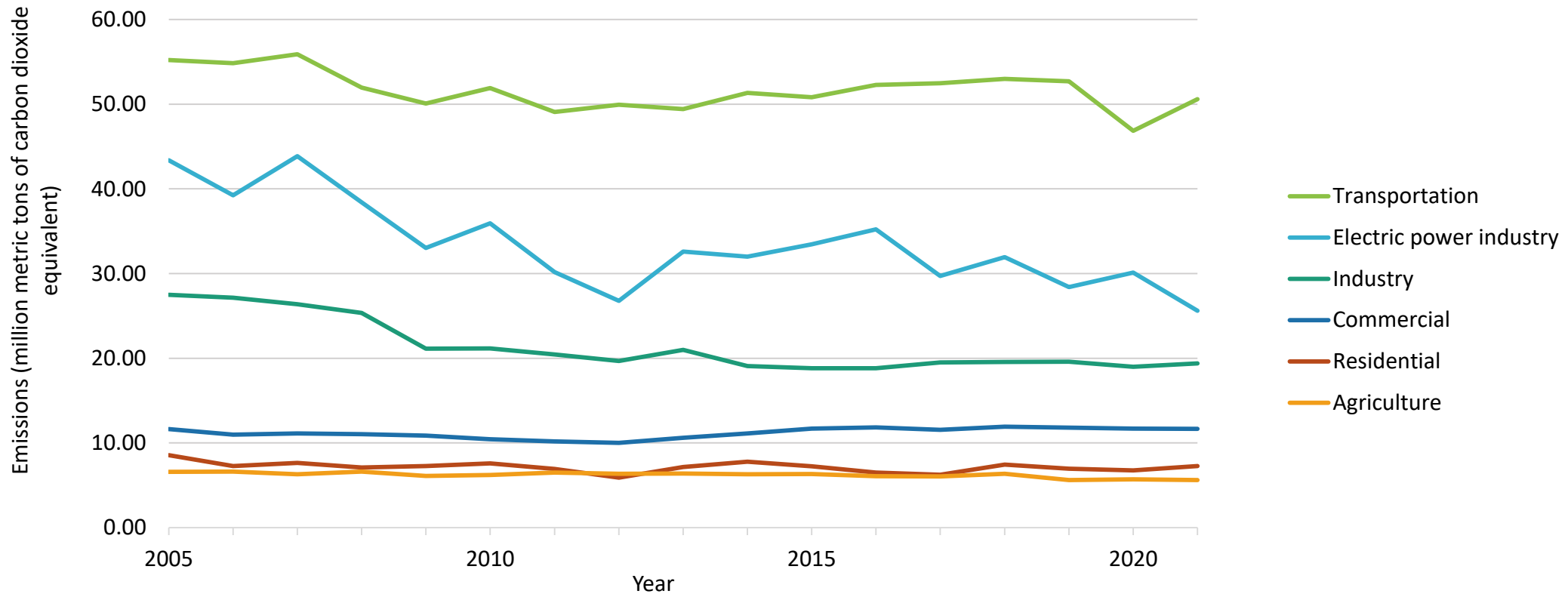
Virginia Greenhouse Gas Emissions by Economic Sector
2005-2021



Source: [EPA Greenhouse Gas Inventory Data Explorer](#)

The Challenge Ahead – Virginia's GHG Inventory

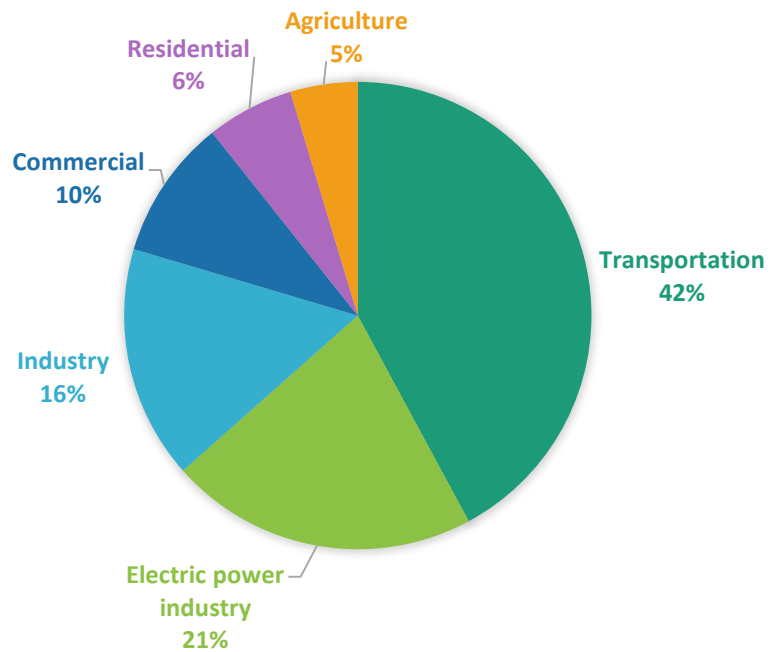
Virginia Greenhouse Gas Emissions by Economic Sector
2005-2021



Source: [EPA Greenhouse Gas Inventory Data Explorer](#)

The Challenge Ahead – Virginia’s GHG Inventory

VIRGINIA 2021 GREENHOUSE GAS EMISSIONS
BY ECONOMIC SECTOR

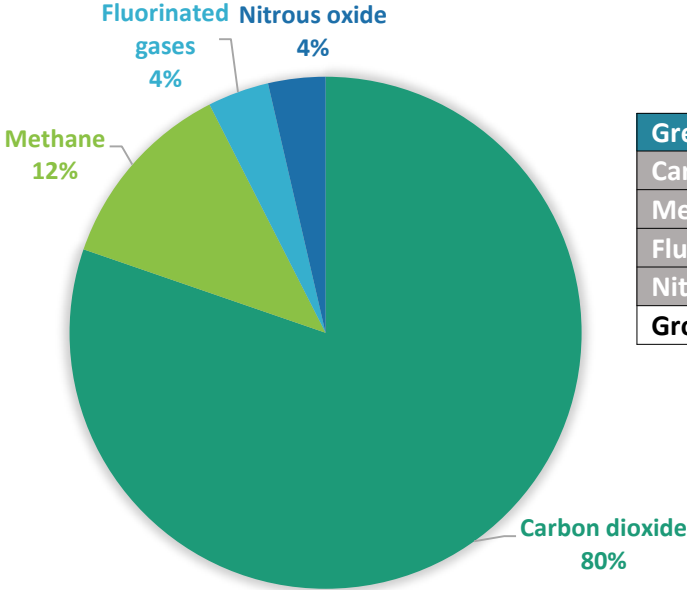


Economic Sector	Emissions in MMT CO ₂ e
Transportation	50.60
Electric power industry	25.62
Industry	19.39
Commercial	11.67
Residential	7.25
Agriculture	5.60
Gross total	120.13

Source: [EPA Greenhouse Gas Inventory Data Explorer](#)

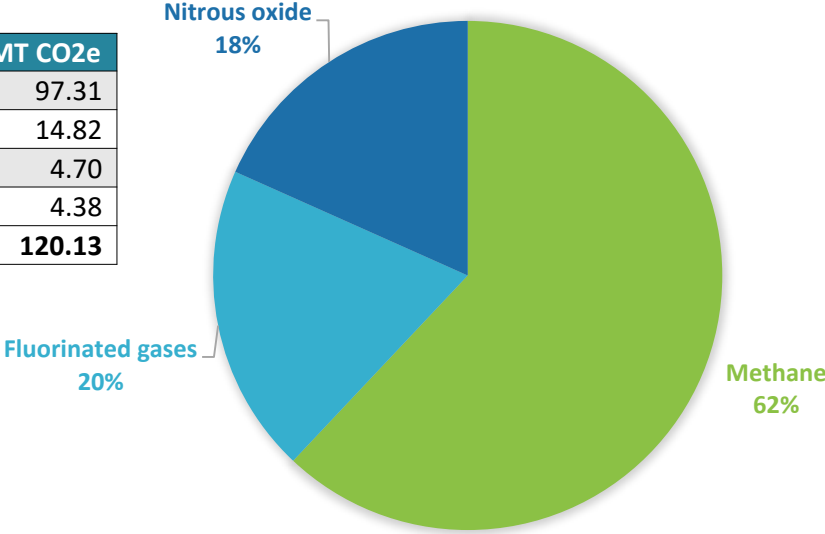
The Challenge Ahead – Virginia’s GHG Inventory

VIRGINIA 2021 EMISSIONS BY GREENHOUSE GAS



Greenhouse Gas	Emissions in MMT CO2e
Carbon dioxide	97.31
Methane	14.82
Fluorinated gases	4.70
Nitrous oxide	4.38
Gross total	120.13

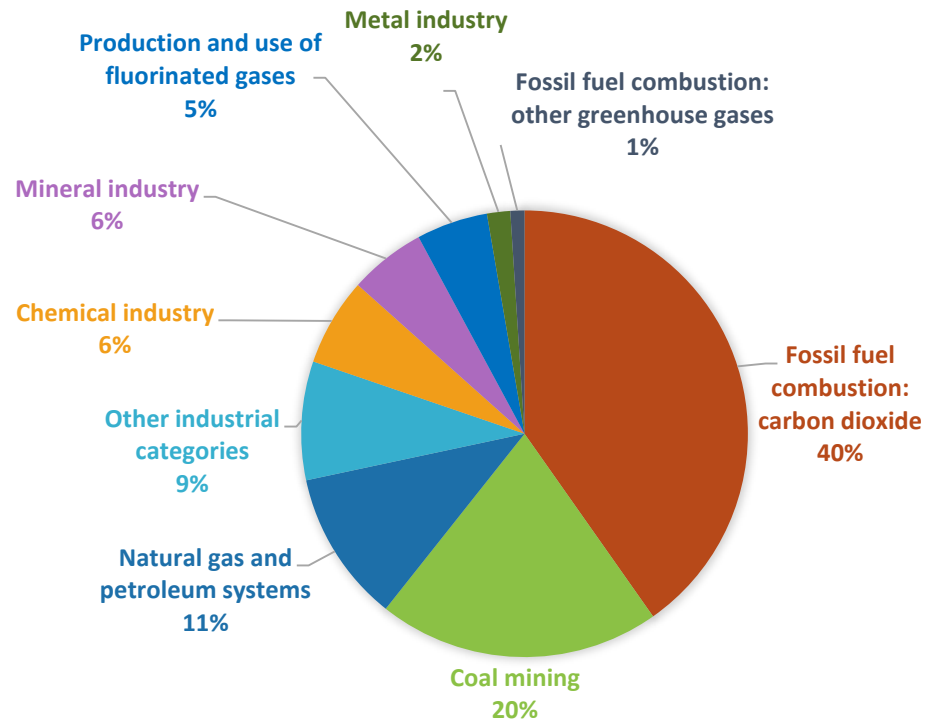
VIRGINIA 2021 EMISSIONS BY GREENHOUSE GAS (EXCLUDING CARBON DIOXIDE)



Source: [EPA Greenhouse Gas Inventory Data Explorer](#)

The Challenge Ahead – Virginia’s GHG Inventory

VIRGINIA 2021 INDUSTRIAL EMISSIONS
BY CATEGORY



Industrial Categories	MMT CO2 eq.
Fossil fuel combustion: carbon dioxide	7.80
Coal mining	3.96
Natural gas and petroleum systems	2.13
Other industrial categories	1.67
Chemical industry	1.23
Mineral industry	1.07
Production and use of fluorinated gases	1.00
Metal industry	0.33
Fossil fuel combustion: other greenhouse gases	0.20
Gross total	19.39

Source: [EPA Greenhouse Gas Inventory Data Explorer](#)

The Process Forward

- EPA Implementation Grant Notice of Funding Opportunity (NOFO)
 - Released 9/20/23
 - Identifies eligible entities
 - Includes project size categories
 - Subject of next webinar
- Additional webinars through the end of 2023
- Public review and comment on the draft PCAP – timing TBD
- Continuous collection of input throughout the process

Get Involved

- DEQ dedicated CPRG webpage is online
<https://www.deq.virginia.gov/our-programs/air/greenhouse-gases/climate-pollution-reduction-grant>
- Contains planning process information and resource links
- Dedicated email address for questions, comments, suggestions – CPRG@deq.virginia.gov

16

